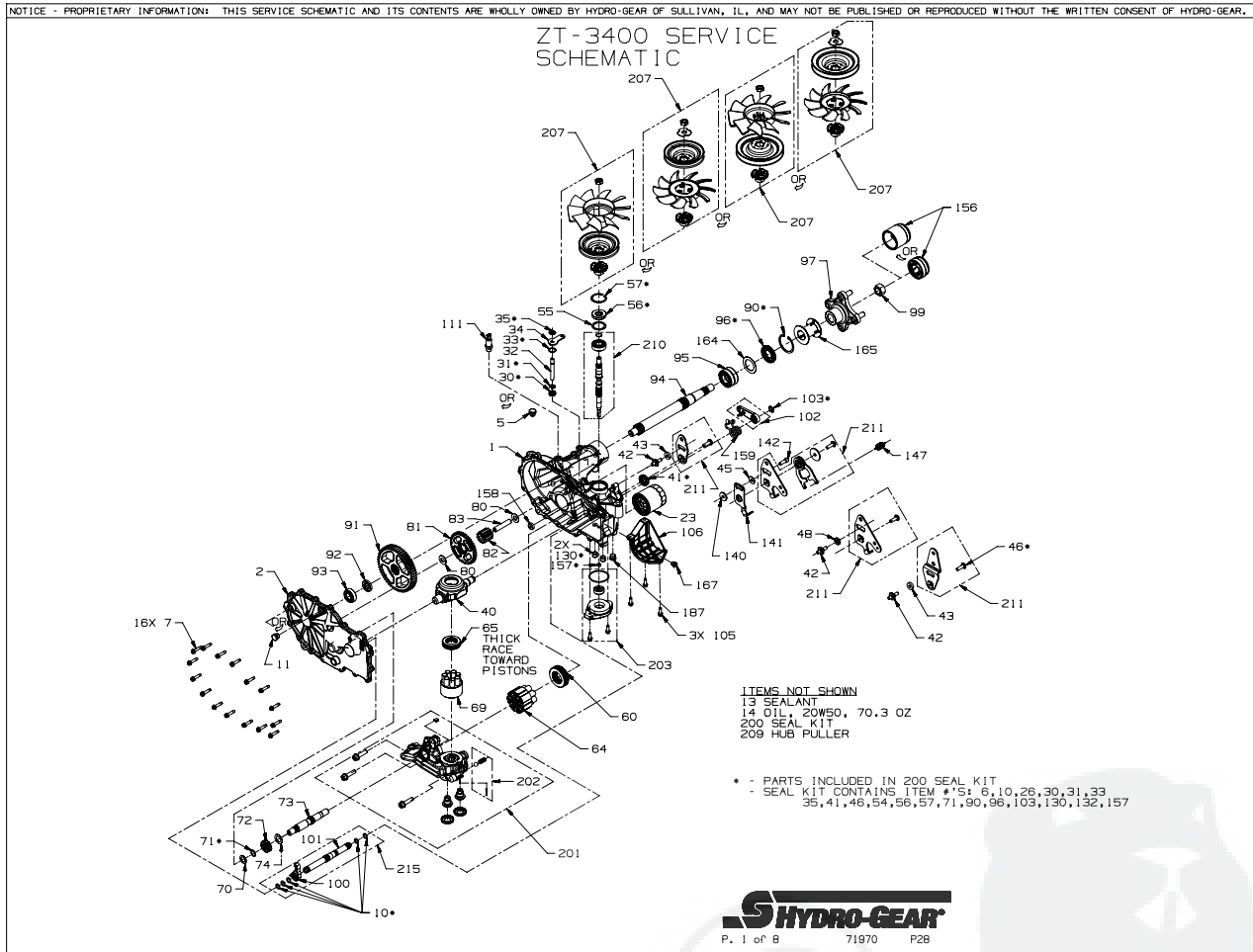


Service Schematic




Service Schematic

#	PART #	DESCRIPTION	QTY	Note
1	72026	KIT, HOUSING, MAIN, LH, CHARGE, CONTROL	1	
2	71992	KIT, COVER, SIDE, LH	1	
5	54730	PLUG, EXTERNAL, HEX	1	
7	53246	SCREW 1/4-20 X 1.125 HEX WASHER	16	
10	51804	O-RING -111 .103 X .424	5	
11	54730	PLUG, EXTERNAL, HEX	1	
13	50928	SEALANT TUBE	1	
14		OIL, 20W50	70.3 oz	
22	51448	PLATE, BYPASS	1	
23	52114	FILTER, OIL	1	
26	52162	SEAL 1.375 X .250 PLUG	2	
27	52137	SCREW 3/8-16 X 1.50 HFH	3	
30	51626	SEAL .375 X .75 X .25 LIP	1	
31	51628	RING RET 37 EXT KLIPRING	1	
32	52136	ROD BYPASS	1	
33	51627	RING RET 75 INT	1	
34	51629	ARM, BYPASS	1	
35	51630	RING RET 37 EXT PUSH	1	
40	51048	TRUNNION, SWASHPLATE	1	
41	51140	SEAL 18 X 32 X 7 LIP	1	
45	44130	WASHER .34 X .88 X .06	1	
46	51812	SCREW 5/16-24 X 1.00 TWHCS PATCH	1	
55	50951	WASHER 1.23 X 1.57 X .04	1	
56	51161	SEAL 17 X 40 X 7 LIP	1	
57	50329	RING RET 156 INT	1	
60	51462	BEARING 35X62X16 BALL THRUST	1	
64	71579	KIT, 16CC CYLINDER BLOCK ASSEMBLY	1	
65	53502	BEARING 30X52X13 PLASTIC THRUST	1	
69	71971	KIT, BLOCK 12CC	1	
70	44371	WASHER .63 X 1.0 X .05 FLAT	1	
71	44145	RING RET 62 EXT	1	
72	52341	GEAR 14T	1	
73	52150	SHAFT MOTOR	1	
74	51069	WASHER .71 X 1.16 X .04	1	
80	50132	WASHER .51 X 1.10 X .03 FLAT	2	
81	52110	GEAR, 45T	1	
82	52586	GEAR, 11T STEEL	1	
83	51083	JACK SHAFT (PIN)	1	
90	50859	RING, RETAINING 206 INTERNAL	1	
91	53327	GEAR, 54T	1	
92	53336	SPACER, .75 X 1.32 X .257	1	
93	44121	BEARING .75X40X12 BALL SEALED 6203M	1	
94	53527	SHAFT AXLE	1	
95	53656	BEARING 25.4X52X15 BALL 6205R-1	1	
96	53699	SEAL 1.0 X 2.06 X .38 LIP TC4	1	
97	71405	KIT, HUB, 4 BOLT	1	

Service Schematic

#	PART #	DESCRIPTION	QTY	Note
99	53768	NUT 3/4-16 HEX LOCK	1	
100	52766	PAWL, BRAKE	1	
101	53539	SHAFT BRAKE	1	
103	52027	CLIP RETAINING	1	
105	53464	SCREW 1/4-20 X .625 HEX FLANGE HEAD	3	
106	53644	GUARD FILTER LH	1	
130	52157	TUBE PUSH O-RING .500 X .450	2	
131	50273	GEROTOR TANGX1.15X.39 (1.9CC)	1	
132	52250	O-RING -137 .103 X 2.050	1	
133	53738	HOUSING CHARGE PUMP	1	
134	53464	SCREW 1/4-20 X .625 HEX FLANGE HEAD	2	
140	52527	SPACER	1	
142	51616	SHCS 5/16-24 X .875	1	
147	52401	SPRING EXT .63 X 2.05	1	
156	53088	CAP, AXLE	1	
157	72291	KIT GEROTOR SEAL	1	
158	51100	MAGNET, RING	1	
165	53496	TUBE AXLE 2.03	1	
200	71976	KIT SEAL (ZT-3400)	1	
201	72377	KIT, CENTER SECTION, LH, CHRG CONTAINS ITEMS 20, 22, 24, 25, 26, 27, 135, 136, 137	1	
202	71436	KIT, CHARGE RELIEF	1	
203	71977	KIT, CHARGE PUMP	1	
209	71241	ASSEMBLY, HUB PULLER	1	
210	71978	KIT, INPUT SHAFT	1	
211	71592	KIT, RTN, BIDIRECTIONAL	1	
215	72754	KIT, OUTBOARD RH ROT "B" / LH ROT "A"	1	

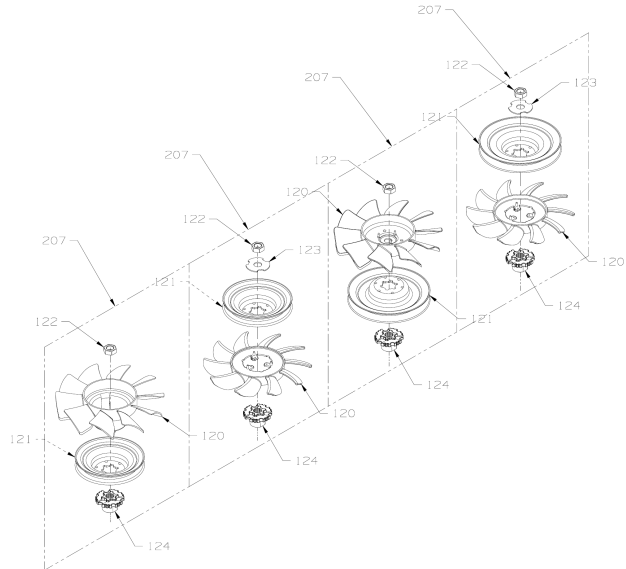


Fans, Pulleys, and Fan & Pulley Kits

NOTICE - PROPRIETARY INFORMATION: THIS SERVICE SCHEMATIC AND ITS CONTENTS ARE WHOLLY OWNED BY HYDRO-GEAR OF SULLIVAN, IL., AND MAY NOT BE PUBLISHED OR REPRODUCED WITHOUT THE WRITTEN CONSENT OF HYDRO-GEAR.

ZT-3400 SERVICE SCHEMATIC

MODEL # Z - - - -
CHARACTER # 1 2 - 3 4 5 6 - 7 8 9 10 - 11 12 13 14



P. 7 of 8 71970 P26

Fans, Pulleys, and Fan & Pulley Kits

#	PART #	DESCRIPTION	QTY	Note
207	72658	KIT FAN/PULLEY	1	
120	53822	FAN, 7.0" (10 BLADE) W/INSERT	1	
121	54435	DISC PULLEY CUPPED 5.34 INCH	1	
122	44133	NUT 1/2-20 HEX JAM W/ PATCH	1	
124	54759	HUB, PULLEY	1	

