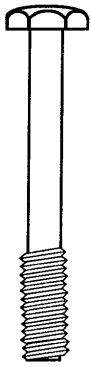


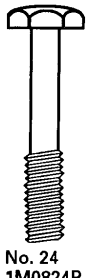
HARDWARE



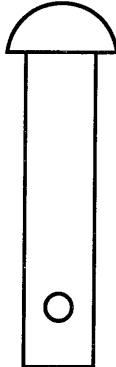
No. 29
1M0840P
1/4" x 2 1/2"
Hex Bolt



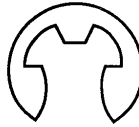
No. 25
1M0828P
1/4" x 1 3/4"
Hex Bolt



No. 24
1M0824P
1/4" x 1 1/2"
Hex Bolt



No. 31
B-3861
Drawbar Pin



No. 12
F-577
"E" Type
Snap Ring



No. 7
45M0909P
1/4" Flat
Washer



No. 20
45M1717P
1/2" Flat Washer



No. 35
B-3372 5/16" x 3/4" Vinyl Grip



No. 23
F-621 1/2" "E"
Type Snap Ring



No. 28
B-4785
1/4" Nylon
Insert Nut



No. 3
B-1673P
1/4" Hex
Lock Nut



No. 2
F-575 1/4"
Thrust Washer



No. 16
F-591 Fan Driver



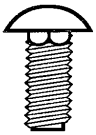
No. 5 50M0416P
1/8" x 1" Cotter Pin




No. 1
F-313 1/4"
Gate "O" Ring




No. 8
F-365 3/8"
I.D. "O" Ring



No. 37
10M1012P
5/16" x 3/4"
Carriage Bolt



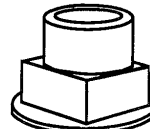
No. 33
20M0816P
1/4" x 1" Round
Head Screw




No. 13
20M0812P
1/4" x 3/4"
Round Head
Screw



No. 6
F-395
1/4" x 3/4"
Hex Head
Screw



No. 19
F-383 1/2" I.D.
Axle Bearing




No. 9
F-384 Fan Shaft
Bearing w/Groove



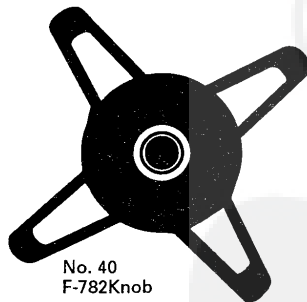
No. 17
F-595
Lock Clip




No. 38 F 847
Flow Control Spring



F-785 Gauge Stop



No. 40
F-782 Knob



No. 4
F-436 Torsion Spring Agitator

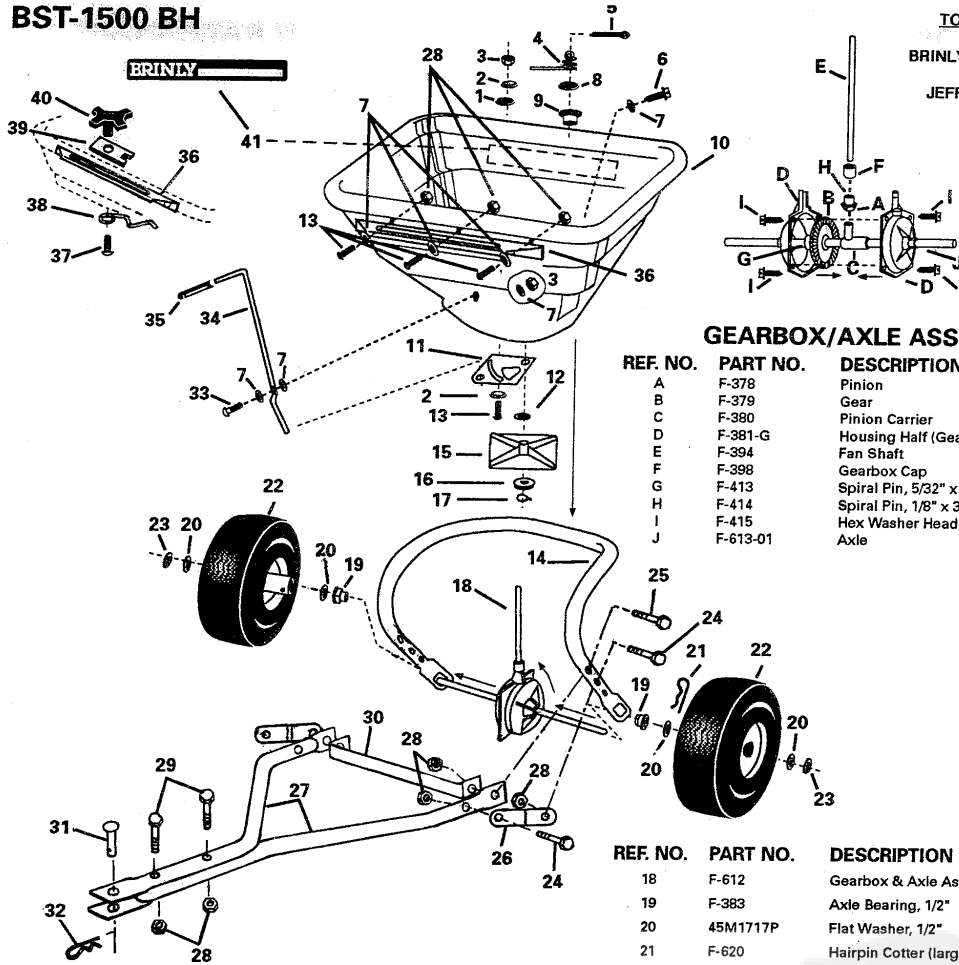


No. 32
D-146P 1/8" Hairpin Cotter



No. 21
F-620 Hairpin Cotter

BST-1500 BH



TO ORDER PARTS:

BRINLY HARDY COMPANY
P.O. BOX 18
JEFFERSONVILLE, IN.
47131-0018

GEARBOX/AXLE ASSEMBLY

REF. NO.	PART NO.	DESCRIPTION	QUANTITY
A	F-378	Pinion	1
B	F-379	Gear	1
C	F-380	Pinion Carrier	1
D	F-381-G	Housing Half (Gearbox)	2
E	F-394	Fan Shaft	1
F	F-398	Gearbox Cap	1
G	F-413	Spiral Pin, 5/32" x 1"	1
H	F-414	Spiral Pin, 1/8" x 3/4"	1
I	F-415	Hex Washer Head Screw	4
J	F-613-01	Axle	1

REF. NO.	PART NO.	DESCRIPTION	QUANTITY
18	F-612	Gearbox & Axle Assembly	1
19	F-383	Axle Bearing, 1/2"	2
20	45M1717P	Flat Washer, 1/2"	7
21	F-620	Hairpin Cotter (large)	2
22	F-615	Wheel	2
23	F-621	"E" Ring - Axle 1/2" (small)	2
24	1M0824P	Hex Bolt, 1/4" x 1 1/2"	4
25	1M0828P	Hex Bolt, 1/4" x 1 3/4"	2
26	F-777-10	Brace	2
27	F-776-10	Tow Tube	2
28	B-4785	Nylon Insert Nut, 1/4"	11
29	1M0840P	Hex Bolt, 1/4" x 2 1/2"	2
30	F-786-10	Cross Bar	1
31	B-3861	Hitch Pin	1
32	D-146P	Hair Pin Cotter	1
33	20M0816P	Round Head Screw, 1/4" X 1"	1
34	F-774	Shutter Handle	1
35	B-3372	Vinyl Grip	1
36	F-771	Gauge Plate	1
37	10M1012P	Carriage Bolt, 5/16" x 3/4"	1
38	F-847	Flow Control Spring	1
39	F-785	Gauge Stop	1
40	F-782	Knob	1
41	B-5922	Logo Decal	1
42	L-1547-BH-1	Instructions	1

PARTS LIST

REF. NO.	PART NO.	DESCRIPTION	QUANTITY
1	F313	Gate "O" Ring	1
2	F575	Nylon Thrust Washer	2
3	B1673P	Hex Lock Nut (Domed) - 1/4"	2
4	F-436	Torsion Spring Agitator	1
5	50M0416P	Cotter Pin, 1/8" D. x 1	1
6	F-395	Hex Head Screw, 1/4" x 3/4"	5
7	45M0909P	Flat Washer, 1/4"	11
8	F-365	"O" Ring, 3/8" (Fan Shaft)	1
9	F-384	Fan Shaft Bearing, 3/8"	1
10	F-691A-1	Hopper	1
11	F-689	Shutter Plate	1
12	F-577	"E" Ring-Fan Bearing 5/8" (large)	1
13	20M0812P	Round Head Screw, 1/4" x 3/4"	4
14	F-775-10	Hopper Support	1
15	F-573	Fan	1
16	F-591	Fan Driver	1
17	F-595	Lock Clip	1

L-1547-BH-1